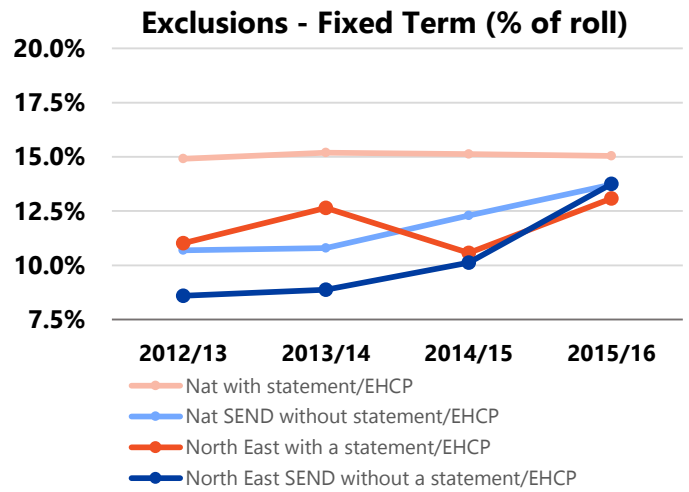
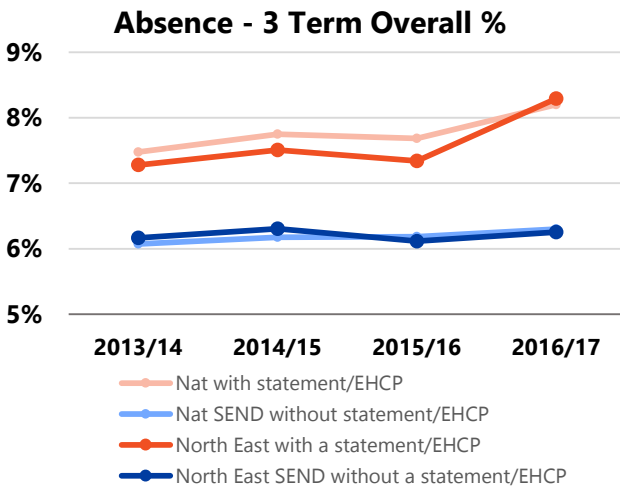


An analysis of headline SEND performance data for the North East region across a range of key areas.

A Absence and Exclusions

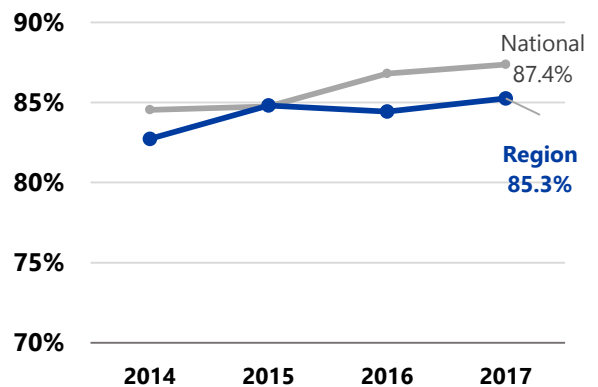


- For students with a statement/EHCP, North East is currently 0.09% higher than the national average for absence. For SEND students without a statement/EHCP, North East is 0.05% lower than the national average

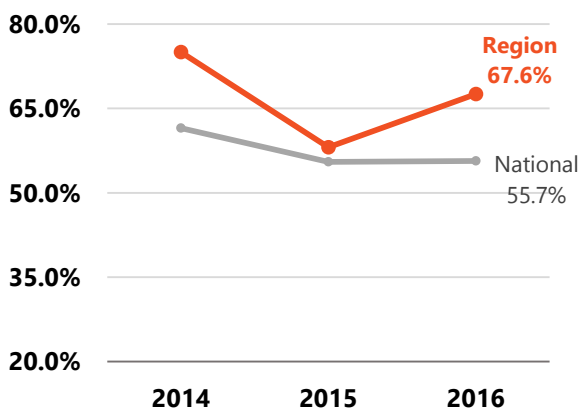
- For students with a statement/EHCP, North East is currently 3.9% lower than the national average for fixed term exclusions. For SEND students without a statement/EHCP, North East is 2.1% lower than the national average

B SEND 16/17 Year Olds in Full-time Education or Training

- North East ranks 8th out of 9 in England
- In the last four years North East's rank has changed from 5th in England to 8th
- Your region is currently 2.1% below the national average

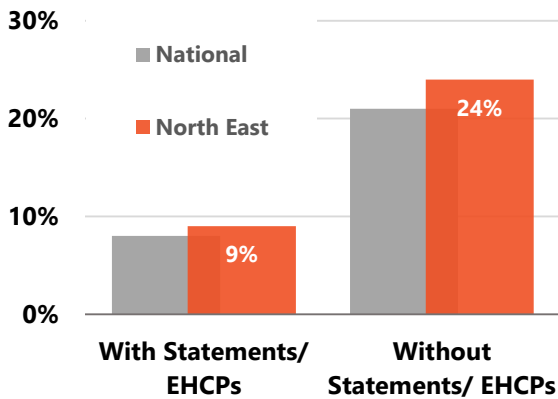


C EHCPs Issued within 20 weeks



- North East ranked 2nd out of 9 in England in 2016
- In the last three years North East's rank has remained unchanged
- Your region is currently 11.9% above the national average

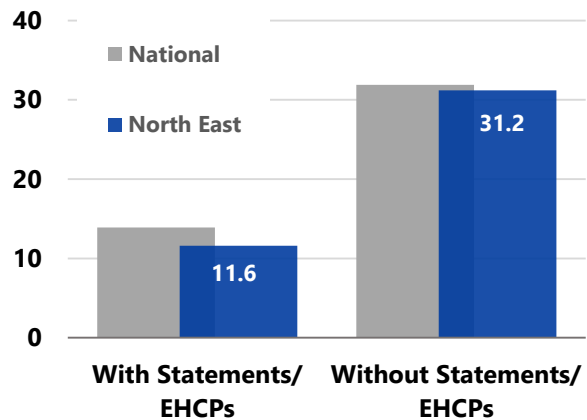
D KS2 Achieved Expected Level in Reading, Writing and Maths (2017)



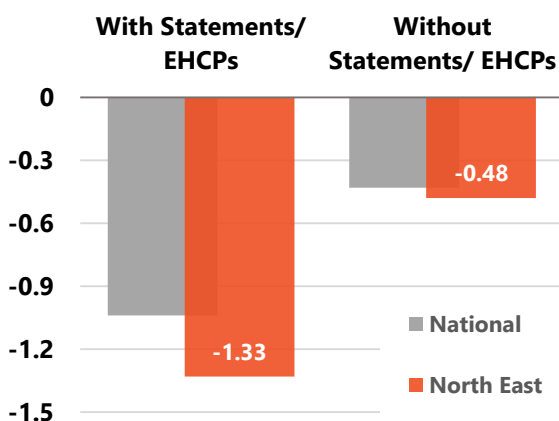
- North East's rank for students with statements/EHCPs is 1st out of 9 in England
- North East's rank for SEND students without statements/EHCPs is 2nd out of 9 in England
- North East's value is currently 1% above the national average for students with statements/EHCPs and 3% above the national average for SEND students without

E Attainment 8 (2017)

- North East's rank for students with a statement/EHCP is 9th out of 9 in England
- North East's rank for SEND students without a statement/EHCP is 7th out of 9 in England
- North East's score is currently 2.3 points below the national average for students with statement/EHCP and 0.7 points below the national average for SEND students without



F Progress 8 (2017)



- North East's rank for students with statements/EHCPs is 9th out of 9 in England
- North East's rank for SEND students without statements/EHCPs is 5th out of 9 in England
- North East's score is currently 0.29 below the national average for students with statements/EHCPs and 0.05 below the national average for SEND students without

About Mime:

Mime is a leading provider of data analysis, visualisations and research in the Education sector, with a particular focus on SEND education. Our SEND Dashboard allows local authorities to understand their performance across a wide range of indicators against national and statistical neighbours, and trends over time. For more information please see:

<http://www.mimeconsulting.co.uk/products/send-analysis/>