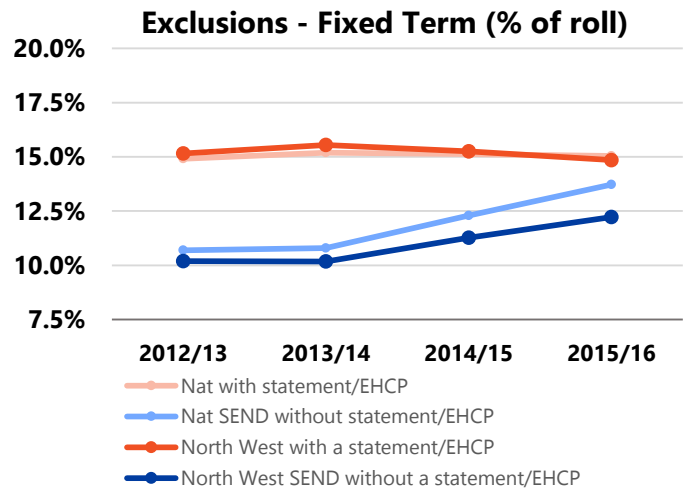
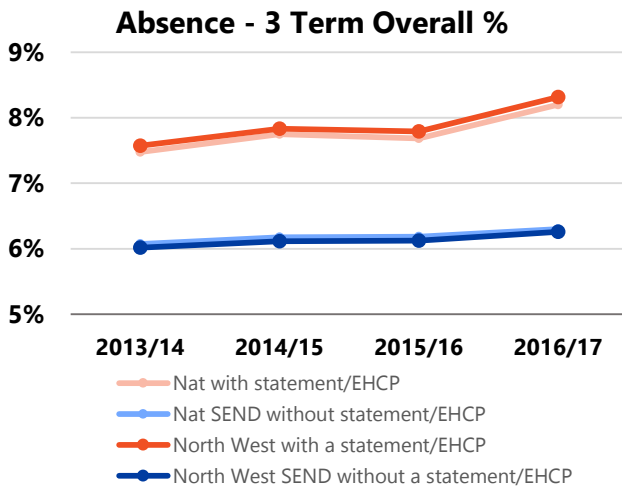


An analysis of headline SEND performance data for the North West region across a range of key areas.

A Absence and Exclusions

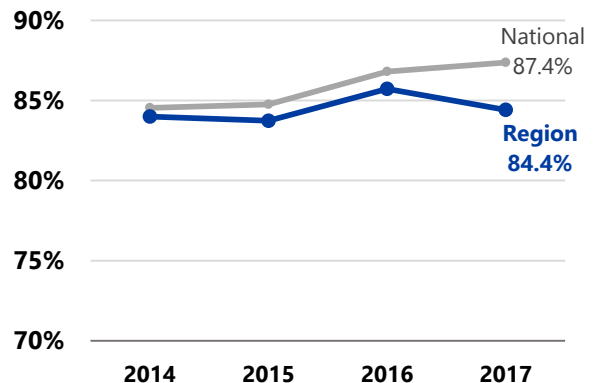


- For students with a statement/EHCP, North West is currently 0.12% higher than the national average for absence. For SEND students without a statement/EHCP, North West is 0.04% lower than the national average

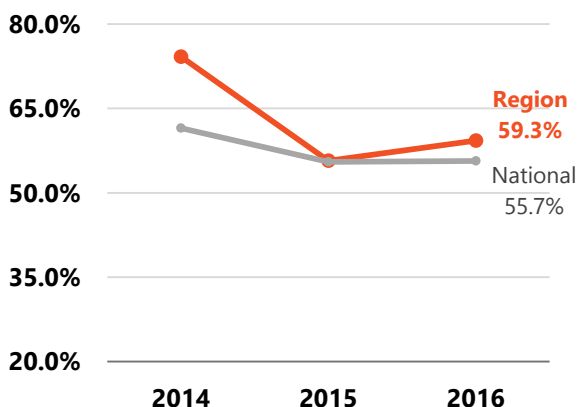
- For students with a statement/EHCP, North West is currently 0.2% higher than the national average for fixed term exclusions. For SEND students without a statement/EHCP, North West is 0.5% lower than the national average

B SEND 16/17 Year Olds in Full-time Education or Training

- North West ranks 9th out of 9 in England
- In the last four years North West's rank has changed from 7th in England to 9th
- Your region is currently 3.0% below the national average

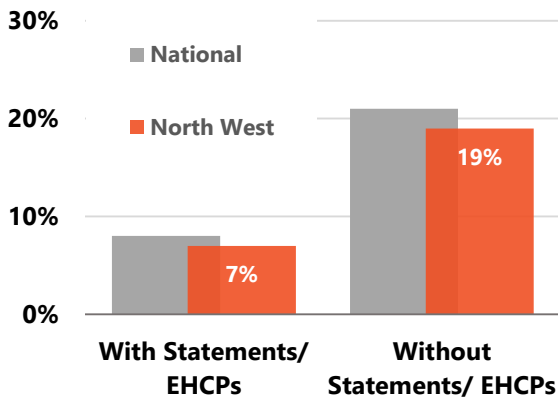


C EHCPs Issued within 20 weeks



- North West ranked 4th out of 9 in England in 2016
- In the last three years North West's rank has changed from 3rd in England to 4th
- Your region is currently 3.7% above the national average

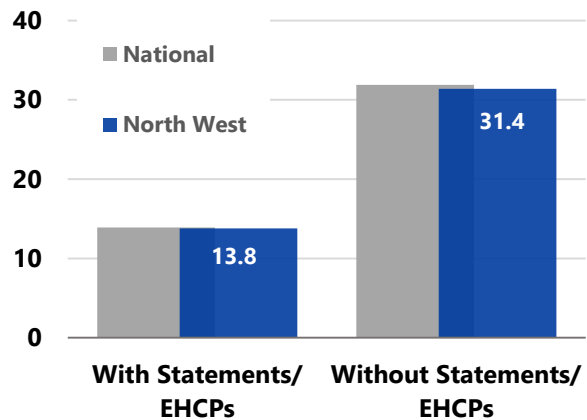
D KS2 Achieved Expected Level in Reading, Writing and Maths (2017)



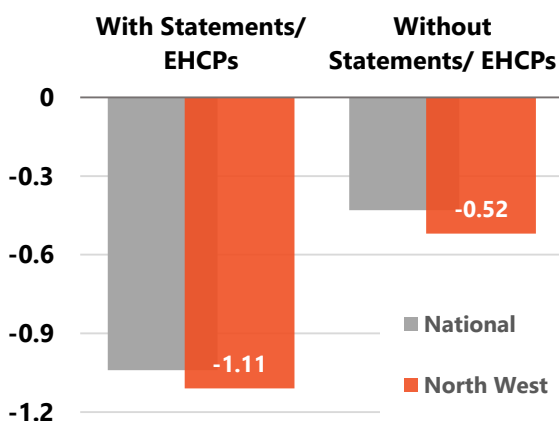
- North West's rank for students with statements/EHCPs is 5th out of 9 in England
- North West's rank for SEND students without statements/EHCPs is 3rd out of 9 in England
- North West's value is currently 1% below the national average for students with statements/EHCPs and 2% below the national average for SEND students without

E Attainment 8 (2017)

- North West's rank for students with a statement/EHCP is 5th out of 9 in England
- North West's rank for SEND students without a statement/EHCP is 6th out of 9 in England
- North West's score is currently 0.1 points below the national average for students with statement/EHCP and 0.5 points below the national average for SEND students without



F Progress 8 (2017)



- North West's rank for students with statements/EHCPs is 7th out of 9 in England
- North West's rank for SEND students without statements/EHCPs is 7th out of 9 in England
- North West's score is currently 0.07 below the national average for students with statements/EHCPs and 0.09 below the national average for SEND students without

About Mime:

Mime is a leading provider of data analysis, visualisations and research in the Education sector, with a particular focus on SEND education. Our SEND Dashboard allows local authorities to understand their performance across a wide range of indicators against national and statistical neighbours, and trends over time. For more information please see:

<http://www.mimeconsulting.co.uk/products/send-analysis/>